

# Forged Check Valves Class 150/300

## Fig. R150RF & R300RF

Size ½" – 2" (DN 15 – 50)

**Index**

# FIG. R150RF

# FIG. R300RF

# CHECK VALVE

BS5352, MSS SP 118 & ASME B16.34

Connections according to:

ASME B16.5

CE

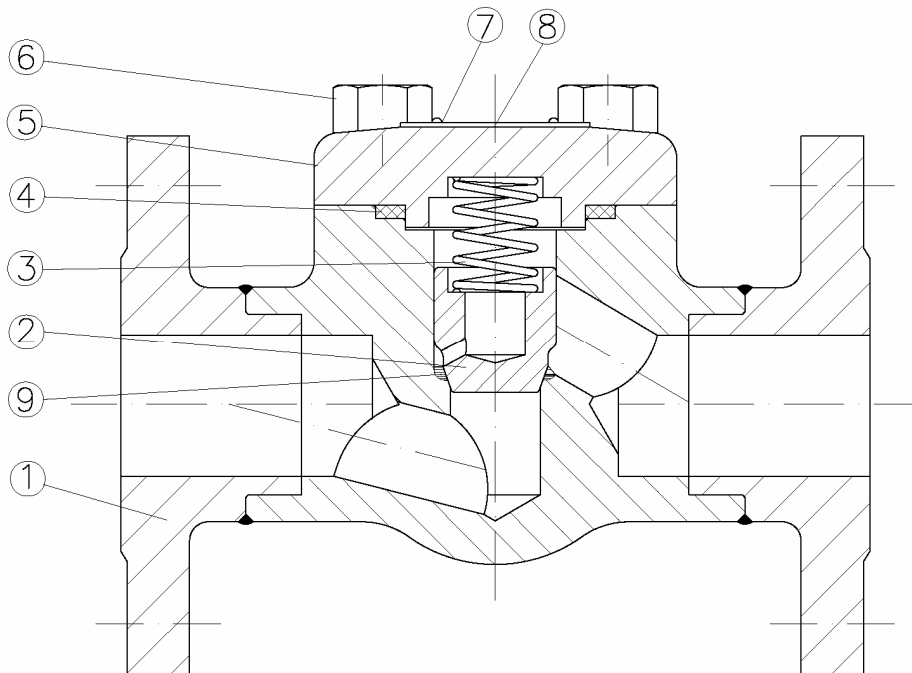
Authorized Distributor

# Forged Check Valves Class 150/300

## Fig. R150RF & R300RF

### Parts and Materials

#### Parts and materials



Item	Description	Material	
		Carbon Steel	Stainless Steel
1	Body	A 105	A 182 F316L
2	Piston disc	A 276 420	A 182 F316L
3	Spring	17-4 PH	
4	Gasket	AISI 304 + Graphite	AISI 316 + Graphite
5	Bonnet	A 105	A 182 F316L
6	Bolt	A 193 B7	A 193 B8M
7	Ribet	A 182 F304	A 182 F316
8	Nameplate	Aluminium	
9	Seat	A 105 + STL	A 182 F316L + STL

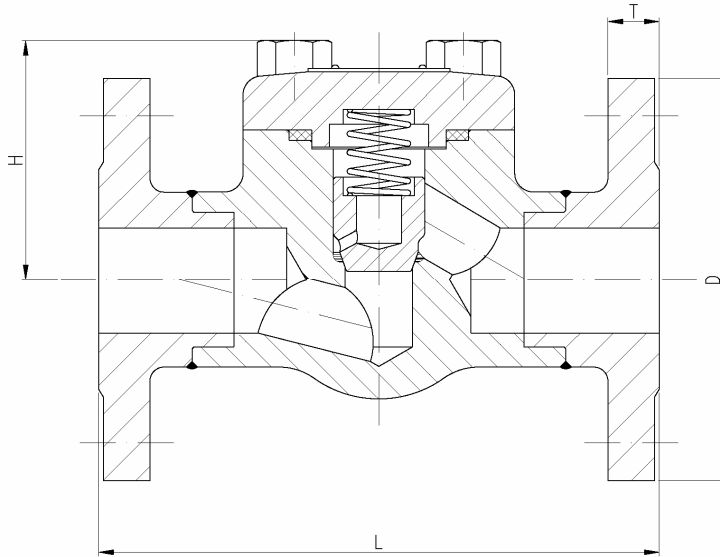
Authorized Distributor

# Forged Check Valves Class 150/300

## Fig. R150RF & R300RF

### Dimensions

#### Dimensions



#### Series R150RF (Class 150)

SIZE	L	D	T	H	WEIGHT
½" (DN 15)	108	89	11,5	61	2,7
¾" (DN 20)	117	98	13	61	3,4
1" (DN 25)	127	108	14,5	78	5
1¼" (DN 32)	140	118	16	84	6,1
1½" (DN 40)	165	127	17,5	103	8,7
2" (DN 50)	203	152	19,5	118	14,4

(\*) Dimensions in mm and weight in kg.

#### Series R300RF (Class 300)

SIZE	L	D	T	H	WEIGHT
½" (DN 15)	152	95	14,5	61	4,2
¾" (DN 20)	178	118	16	61	5,6
1" (DN 25)	203	124	17,5	78	8,3
1¼" (DN 32)	216	133	19,5	84	13,1
1½" (DN 40)	229	156	21	103	14,2
2" (DN 50)	267	165	22,5	118	21,4

(\*) Dimensions in mm and weight in kg.

Authorized Distributor

# Forged Check Valves Class 150/300

## Fig. R150RF & R300RF

### General Characteristics, KV, P&T Rating

GENERAL CHARACTERISTICS	Forged Check Valve	Fig. R800		
<b>DESIGN STANDARDS</b>				
Valves design	BS 5352	MSS SP 118	ASME B 16.34	
Connections	ANSI B 1.20.1	ANSI B 16.11		
Face to face dimensions	ASME B16,10			
<b>TESTS AND CERTIFICATES</b>	API 598			
Quality Assurance	ISO 9001			
Pressure testing	EN 12266-1			
Marking	EN 19			

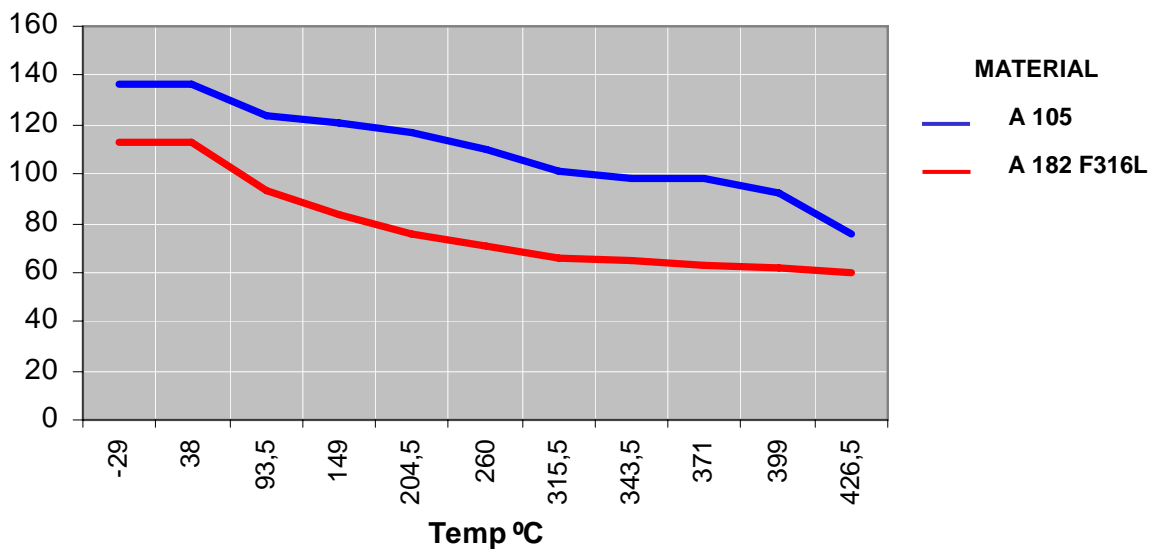
(\*) Welded flanges

#### Kv Values in m<sup>3</sup>/h

VALVE SIZE	Kv	VALVE SIZE	Kv
½" (DN 15)	22,3	1¼" (DN 32)	642,7
¾" (DN 20)	42,8	1½" (DN 40)	1114
1" (DN 25)	80,5	2" (DN 50)	1970

#### Pressure-Temperature

P Bar



Authorized Distributor

